

LED Ready Eagle Polycarbonate Vehicle Signal (SA)

FEATURES

Meets or exceeds ITE specifications.
Design provides minimum weight but maximum rigidity and strength.

MATERIAL – The housing, door and visor are injection molded of ultraviolet stabilized, pre-colored opaque polycarbonate.

HOUSING – One piece unit with serrations in 5° increments at each end. Each housing has provisions for mounting two terminal blocks and attaching backplates. Housings may be fastened together to make multi-section signals. The 8" and 12" housings can be intermixed to form combination signals.

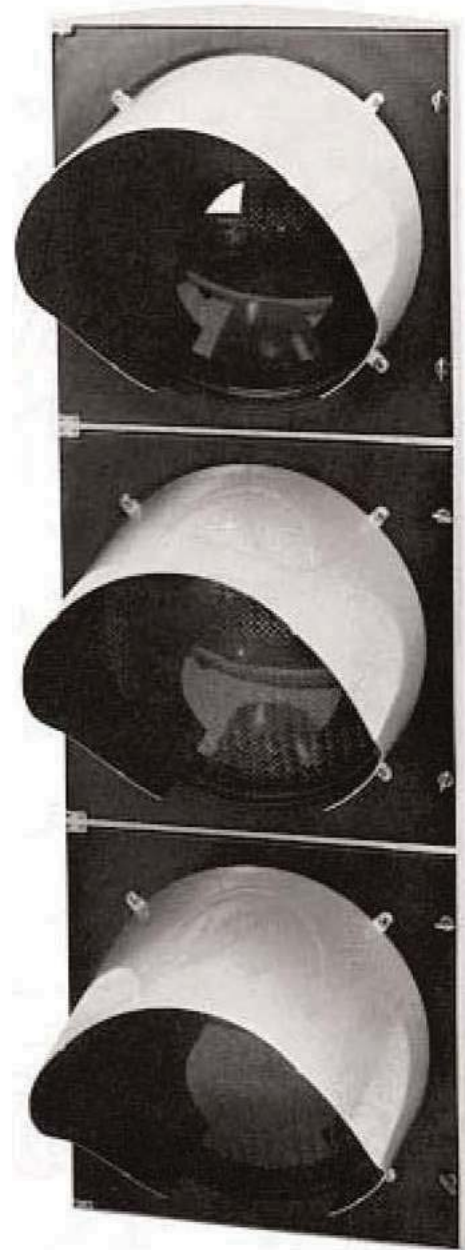
DOOR – One piece polycarbonate unit equipped with stainless steel hardware. Cut-away, tunnel, and louvered visors are available.

VISOR – The removable twist-on visor is secured to the door with stainless steel hardware. Cut-away, tunnel, and louvered visors are available.

LENS – Conforms to ITE specifications. **LEDs** installed as per project requirement.

POSITIVE POSITIONING – Positive positioning and locking is achieved through the use of serrated brackets, mast arm or span wire fittings.

MOUNTING – Completely compatible with all standard signal hardware.



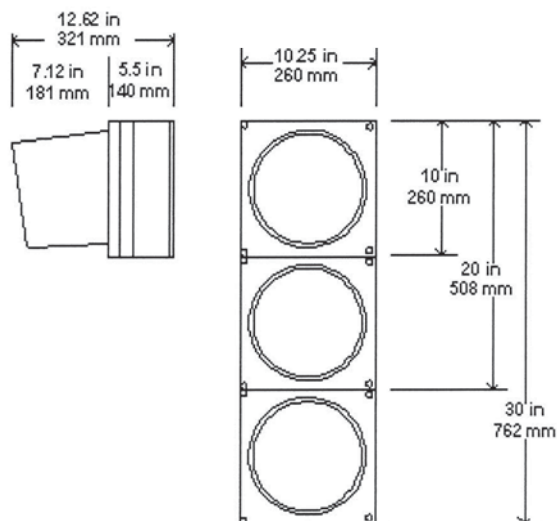
Ref. No.	Description	Part Number	
		8" (200 mm)	12" (300 mm)
22	Visor - tunnel	A700119 XX	A700120 XX
	Visor - cutaway	A700468 XX	A700469 XX
23	Visor Screw, SS (10 - 32 x 3/8")	0135021	0135021
24	Terminal block, 6 pos. spade type	PCT100	PCT100
25	Terminal block screw, SS	A702121	A702121

The standard signal is composed of three injection molded polycarbonate body sections containing the optical unit, lens, door and visor. The basic construction design provides minimum weight combined with maximum rigidity and strength. coloring is molded in all the way through, therefore, there is no peeling, no corrosion, and scratches will not show. It meets or exceeds ITS specifications.

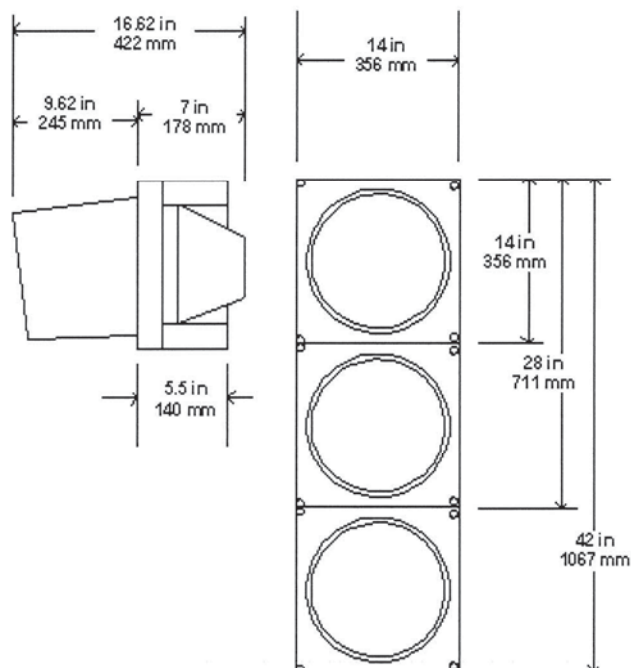
NOTE: VISOR COLOR

XX	Color
03	Black
04	Yellow
05	Green

8 in. (200mm) SIGNAL DIMENSIONS



12 in. (300mm) SIGNAL DIMENSIONS



Weights	8" (200 mm)	12" (300 mm)
Single section with visor (approx.)	4 lbs. (1.81 kg)	7 lbs. (3.18 kg)
Housing	1 lbs. 6.4 oz. (.64 kg)	2 lbs. 5.2 oz. (1.05 kg)
Door	7.5 oz. (.21 kg)	15.1 oz. (.43 kg)
Ring	3.5 oz. (.10 kg)	6.6 oz. (.19 kg)